

**225**   
**NAVIGATOR**



Cardinal Scale  
Model 225  
Weight Indicator

**Digital Weight Indicator**

**— Completely Menu-Driven Set-up Navigation —**



## TRUCK ID STORAGE

Entering, viewing, and storing truck names is easy with the 225 Navigator's convenient Truck ID menu. Complete alphanumeric descriptions for truck and material prompts make storing and recalling tare weight values quick and simple. The 225 can store up to 200 IDs with cross reference, plus an additional 200 temporary IDs.



## BATCHING

The 225 Navigator's dazzling graphics display is perhaps most apparent during batching set-up. Formula ingredients can be named for quick recognition, and, if desired, Cardinal can custom program display prompts and images.



# 225 NAVIGATOR



## INTUITIVE SET-UP & CONFIGURATION

Convenient navigation keys combine with a completely menu-driven interface to guide you through the set-up steps. For example, to configure ID storage, select number 1 as the Mode of Operation. You can then access other ID-related set-up screens like the ID counter by answering follow-up questions.



## DIGITAL FILL CONTROL

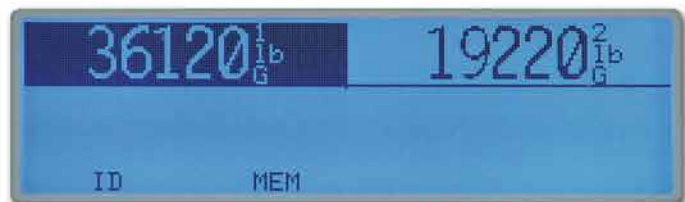
The 225 Navigator's easy-to-use set-up screens economize time configuring weighing operations. You can quickly configure and update the 225 Navigator to meet your specific operational requirements for your weighing application.




The 225 supports single and dual-speed digital fill control operations with static or dynamic trim which allows a variety of discharge gate configurations. The 225 features remote inputs for Gross, Net, Tare, Print, Zero, Start, Stop, and Dump commands.



View up to 3 scales and total weight simultaneously with the optional dual scale input card (no special software is needed).



Use the 225's navigation keys to quickly toggle between scales.



The 225 Navigator features StableSENSE® digital filtering which utilizes proprietary software algorithms to remove or greatly reduce changes in the weight display resulting from movement on the scale platform. Any application affected by vibration or movement on the scale platform can benefit from this filter.




**4 SOFT KEYS**  
Allows menu-driven user-friendly operation

**BACKLIT LCD**  
Bright and bold indoors or in direct sunlight

**GRAPHICS DISPLAY**  
240 x 64 pixel graphics LCD with 1-in/25-mm-high weight digits

**NAVIGATION KEYS**  
Interactive ENTER and scroll arrows



**FIXED FUNCTION KEYS**  
Easily accessible for commonly-used tasks

**QWERTY KEYBOARD**  
Full alphanumeric keypad for data entry

**PRINTER OUTPUT**  
nControl software for label/ticket creation

**USB-B PORT**  
USB-B standard (PC-only connectivity. USB cable not included)



- Piece Count Feature with Accumulator
- Checkweigher (3 or 5 Zone, Setup Selectable)
- 8 Input Control Lines
- 16 Output Control Lines
- Remote Inputs of Gross, Net, Tare, Print, Zero, Start, Stop, and Dump Commands
- Multiple Reports
- Electronic Tally Roll
- Consecutive Numbering
- Gross, Tare, Net Calculation
- Keypad and Pushbutton Tare
- Selectable Key Disable
- StableSENSE® Adjustable Filtering
- 16 Preset Weight Comparators
- Accumulator – Gross, Net, or Batch
- Multi-Interval (Dual Range) for Single or Multiple Scales
- 200 IDs with Cross Reference and an Additional 200 Temporary IDs
- Multi-Point Calibration and High-Resolution Mode
- Batching (up to 15 Ingredients/Bins - 1 Speed, or up to 7 Ingredients/Bins – 2 Speed with Static or Dynamic Trim)
- Time and Date with Selectable 12 or 24 Hour Operation
- 6 Programmable Print Formats Using Cardinal's nControl
- SMA Level 2 Compliant Serial Communications

**Rugged IP66  
Stainless Steel  
Enclosure**





**225**  
NAVIGATOR  
weight indicator

— Options —

<b>225 OPTION</b>	<b>DESCRIPTION</b>
<b>2XX-SNAP</b>	SnapStream Antenna with Cable, Bracket, and 2XX Option Card Kit
<b>225-DS</b>	Dual Scale Card
<b>225-PANEL</b>	Panel Mount Kit
<b>225CANG</b>	Can Bus Interface, Fiber Optic, Glass
<b>225CANP</b>	Can Bus Interface, Fiber Optic, Plastic
<b>2XX-DAC</b>	Analog Output Card
<b>2XX-EIP</b>	Ethernet/IP Card
<b>2XX-IP</b>	Ethernet TCP/IP Card
<b>2XX-MODBUSTCP</b>	Modbus TCP/IP Card
<b>2XX-USBA</b>	USB-A Option Card with Two USB-A Ports and One Micro SD Port
<b>2XX-RS232</b>	Serial Card
<b>2XX-OU</b>	Over/Under Checkweigher Light Bar
<b>2XX-SFG</b>	Glass Serial Fiber Optic
<b>2XX-SFP</b>	Plastic Serial Fiber Optic
<b>RB3</b>	Relay Box, 3 Relays, Normally Open, 4 -15 VDC In, 20-280 VAC Out
<b>RB4-ACIN</b>	Relay Box, 4 Relays, Normally Open, 115VAC In
<b>RB4-ACINV</b>	Relay Box, 4 Relays, Normally Open, 230 VAC In
<b>RB4-ACOUT</b>	Relay Box, 4 Relays, Normally Open, 3A, 24-280 VAC Out
<b>RB4-DCIN</b>	Relay Box, 4 Relays, Normally Open, 3.3 - 32 VDC In
<b>RB4-DCOUT</b>	Relay Box, 4 Relays, Normally Open, 3 - 60 VDC Out
<b>RB8-ACIN</b>	Relay Box, 8 Relays, Normally Open, 115 VAC In
<b>RB8-ACINV</b>	Relay Box, 8 Relays, Normally Open, 230 VAC In
<b>RB8-ACOUT</b>	Relay Box, 8 Relays, Normally Open, 3A, 24-280 VAC Out
<b>RB8-OPTO</b>	Relay Box, 8 Sockets for Optional Relay Modules
<b>RB9</b>	Relay Box, 9 Relays, Normally Open, 4 -15 VDC In, 20-280 VAC Out
<b>RF1</b>	Wireless Short-Range Transceiver (Pair)
<b>S2E1</b>	Serial to Ethernet Converter
<b>SFG1</b>	Glass Fiber Optic Transceiver, Serial
<b>SFP1</b>	Plastic Fiber Optic Transceiver, Serial
<b>6600-0623</b>	Short Haul Modem
<b>DCPOWER</b>	DC Power Adapter



# 225 NAVIGATOR

weight indicator

## — Specifications —

<b>Power Requirements:</b>	100 to 240 VAC (50/60 Hz) at 0.4A Max.
<b>Enclosure Type:</b>	Stainless steel wall or desk-mount
<b>Enclosure Size:</b>	10.8 in W x 3.2 in D x 8.3 in H / 275 mm W x 80 mm D x 210 mm H
<b>Weight:</b>	9.2 lb / 4.2 kg (Size and Weight does not include mounting bracket stand)
<b>Operating Environment:</b>	Temperature: 14° to 104° F (-10° to +40° C) Humidity: 90% non-condensing (maximum)
<b>Display:</b>	240 x 64 pixel (5 in W x 1.33 in H / 127 mm W x 34 mm H) monochrome graphics LCD with white LED backlight
<b>Annunciators:</b>	Zero, ID, mem, stable, accum, max, over, under, accept, 16 preset weight comparators
<b>Keypad:</b>	60 key color-coded keypad with QWERTY keys plus four soft keys and 13 function keys
<b>Transducer Excitation:</b>	12 VDC
<b>Signal Input Range:</b>	1.0 mV min. to 40 mV max. (with dead load boost)
<b>Scales:</b>	1 each standard, 3 each with optional 225-DS dual scale input board
<b>Number of Load Cells:</b>	14 each, 350 OHM minimum resistance
<b>Load Cell Cable Length:</b>	1,500 feet maximum with sense lines 30 feet maximum without sense lines
<b>Division Value:</b>	1, 2, or 5 x 10, 1, 0.1, 0.01, 0.001 and 0.0001 commercial 0 to 99, non-commercial
<b>Sensitivity:</b>	
<b>NON-COMMERCIAL</b>	0.15 uV/e
<b>NTEP</b>	0.3uV/e (Class III/IIIL)
<b>CANADA</b>	0.3uV/e (Class III/IIHHD)
<b>OIML</b>	0.7 uV/e (Class III)
<b>Scale Divisions:</b>	
<b>NON-COMMERCIAL</b>	100 to 240,000
<b>NTEP</b>	100 to 10,000 (Class III/IIIL)
<b>CANADA</b>	100 to 10,000 (Class III/IIHHD)
<b>OIML</b>	100 to 10,000 (Class III)
<b>Internal Resolution:</b>	1 part in 16,777,216
<b>Tare Capacity:</b>	Six digits (999,999)
<b>Sample Rate:</b>	1 to 100 samples per second, selectable
<b>Auto Zero Range:</b>	0.5 or 1 through 9 divisions
<b>Weighing Units:</b>	Tons, Pounds, Ounces, Tonnes (Metric Tons), Kilograms, Grams, Custom
<b>Standard I/O:</b>	4 each serial I/O ports configured as: 3 each bi-directional RS-232 ports or 2 each 20mA output-only ports 1 each USB-B port 1 each bi-directional 20mA port 8 each remote isolated inputs 16 each remote isolated outputs

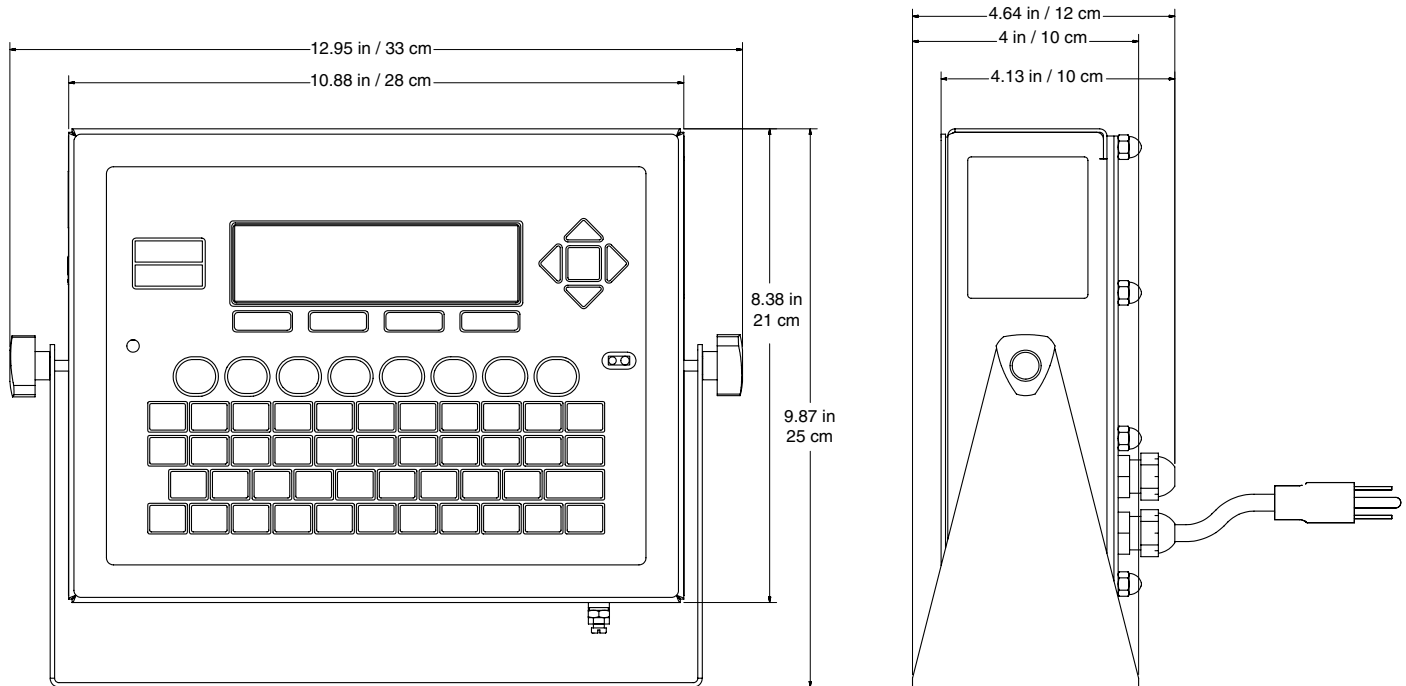


R76/1992-DK1-08.02



225  
NAVIGATOR  
weight indicator

— Dimensions —



Cardinal Scale reserves the right to improve, enhance or modify features and specifications without prior notice. All registered trademarks are the property of their respective owners.

**Cardinal**  
Cardinal Scale Manufacturing Co.  
203 E. Daugherty, Webb City, MO 64870 USA  
Ph: 417-673-4631 or 800-441-4237 • Fax: 417-673-5001  
[www.CardinalScale.com](http://www.CardinalScale.com)

Mobile: [m.cardinalscale.com](http://m.cardinalscale.com)

**SOLD BY:**